


# SKANBATT

Solcellepanel Mono 410W Sort - PERC - HALF CUT  
1722x1134x30mm



### MBB Cell

New circuit design, lower internal current, lower internal resistance loss.



### Higher Output Power

Module adopts 108 pcs of 182\*182mm half cells, the maximum power can reach 415W.



### Harsh Environmental Adaptability

Strict salt spray and ammonia corrosion test by TUV SUD.



### Low Light Features

Higher performance under low light environment.



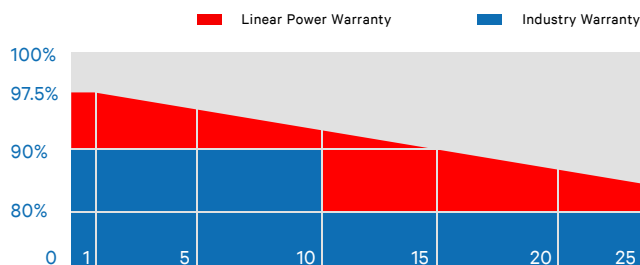
### PID Protection

Ensure the attenuation probability caused by PID phenomenon is minimized.

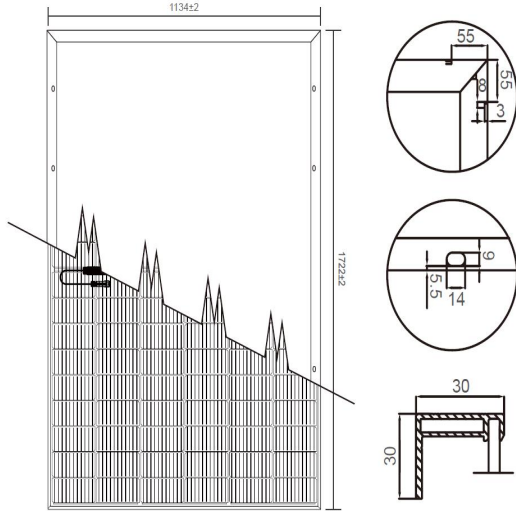


### Load Capacity

Mechanical load tests including wind load 2400 Pa and snow load 5400 Pa done by TUV SUD.



## MECHANICAL DIAGRAMS



## SPECIFICATIONS

Weight	20.5kg
Dimensions	1722mm*1134mm*35/30mm (1.5mm Cell Gap)
Cell Dimensions	182*182mm
Cell Amount	54*2 pcs
Maximum System Voltage	1500V
Junction Box	IP68
Frame	Aluminum Alloy
Cable	4mm <sup>2</sup> , Landscape: N 300mm/P 300mm Portrait: N 200mm/P 300mm
Connector	MC4 compatible
Application Level	Class A

## ELECTRICAL PARAMETERS AT STC

Power	390W	395W	400W	405W	410W	415W
Open Circuit Voltage	36.85V	36.98V	37.07V	37.23V	37.32V	37.45V
Short Circuit Current	13.61A	13.70A	13.79A	13.87A	13.95A	14.02A
Maximum Power Voltage	30.64V	30.84V	31.01V	31.21V	31.45V	31.61V
Maximum Power Current	12.73A	12.81A	12.90A	12.98A	13.04A	13.13A
Module Efficiency	20.0%	20.2%	20.5%	20.8%	21.0%	21.3%

\* Under Standard Test Conditions (STC) of irradiance of 1000 W/m<sup>2</sup>, spectrum AM 1.5 and cell temperature of 25°C.

## ELECTRICAL PARAMETERS AT NMOT

Power	294W	298W	302W	306W	310W	314W
Open Circuit Voltage	34.62V	34.75V	34.88V	35.12V	35.23V	35.37V
Short Circuit Current	10.89A	10.96A	11.03A	11.10A	11.16A	11.22A
Maximum Power Voltage	28.87V	29.08V	29.26V	29.47V	29.72V	29.89V
Maximum Power Current	10.18A	10.25A	10.32A	10.38A	10.43A	10.50A
Module Efficiency	/	/	/	/	/	/

\* Under Nominal Module Operating Temperature (NMOT), irradiance of 800 W/m<sup>2</sup>, spectrum AM 1.5, ambient temperature 20°C, wind speed 1 m/s.

## TEMPERATURE CHARACTERISTICS

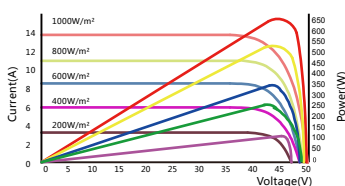
NMOT	41±3°C	Temp Coefficient of ISC	+0.05%/°C
Temp Coefficient of VOC	-0.28%/°C	Temp Coefficient of Pmax	-0.36%/°C

## PACKING CONFIGURATION

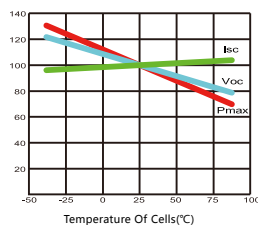
Modules/Pallet	31 Pieces	Modules/40'Container	806 Pieces
Packing Description	26 Pallets, Total=(31+31)x13=806 Pieces <b>OR</b> 26 Pallets, Total=(36+36)x13=936 Pieces		

## CHARACTERISTICS

FS182\*182-M-54-MH-410W



FS182\*182-M-54-MH-410W



## MAXIMUM RATING

Output Tolerance	0~+5W
Operating Temperature	-40°C~+85°C
Wind Load/Snow Load	2400pa/5400pa
Fuse Current	15A

**12** YEARS Quality Warranty

**25** YEARS Power Warranty